

# GWRRA Rider Education Field Events Series



## Motorcycle/Trike/Sidecar with Trailer Games "Towing Challenge" Educational and Fun...

### Introduction

Many GWRRA Trike/Sidecar Rig riders have asked for help in backing up their rigs with a trailer attached. Here's a way to get some practice and have fun doing it. Trike/Sidecar Rig games can be set up in a parking lot and the point values and scoring suggested here are only guidelines. Feel free to make changes to meet the member needs of your Chapter/District/Region. The only criteria for rules are:

1. That a Chapter Officer or above assume responsibility for the course set up and appoint course safety personnel.
2. Participants must be appropriately attired according to GW Rider Education standards.
  - DOT approved helmet
  - Eye protection
  - Long sleeved jacket or shirt
  - Full fingered gloves
  - Long pants
  - Over-the-ankle footwear

\*Applies also to co-riders.
3. Participants sign the GWRRA Field Event Games waiver and Emergency Contact form (included).
4. No instructional coaching of a Rider participant is permitted on the course. A "Helpful Tip" is included for Riders to review off of the course.
5. Everyone participating has fun and learns a bit about backing up a Trike/Sidecar Rig with a trailer attached.

The following pages contain suggested rules, scoring, layout, and form suite for this event.  
Have Fun,

**Bob Berry**  
**Director - Rider Course Programs**



## **GWRRA Motorcycle/Trike/Sidecar with Trailer Games...**

The Trike/Sidecar Rig Games are designed as a combination of fun, skill development, and low key competition. Riders should indicate to the course safety personnel, whether they are making a practice run, or a run to be scored. Riders must be appropriately attired according to GW Rider Education standards.

At no time will any persons on the course offer any instruction to the participants. Helpers may time and score the stations.

### **Instructions to riders**

**Tell the course personnel whether you are performing a practice run, or a timed run for competition.**

#### **Practice run**

When signaled to begin, ride your rig to Station #1 backing chute and back the rig into the chute without touching any cones. Indicate when you are finished by raising your right arm. When signaled, ride to station #2 and parallel park the rig, again, without touching any cones.

When finished, ride to the end of the course, turn around, and repeat the process for Station #3 and #4. Wait until the course is clear of other rigs.

#### **Timed run for competition**

Riders begin with zero points and accumulate fault points through the course. Riders ending the course with zero points will be further judged by accumulated time for each station. The timer begins when the rider crosses the approach line at each gate and stops after one minute (maximum) or when the rider signals he/she is finished. Lowest points wins. In the case of a tie, Lowest points and fastest time is the winner. If we still have a tie, we'll have a sudden death "back-off."

#### **You will not be timed between stations.**

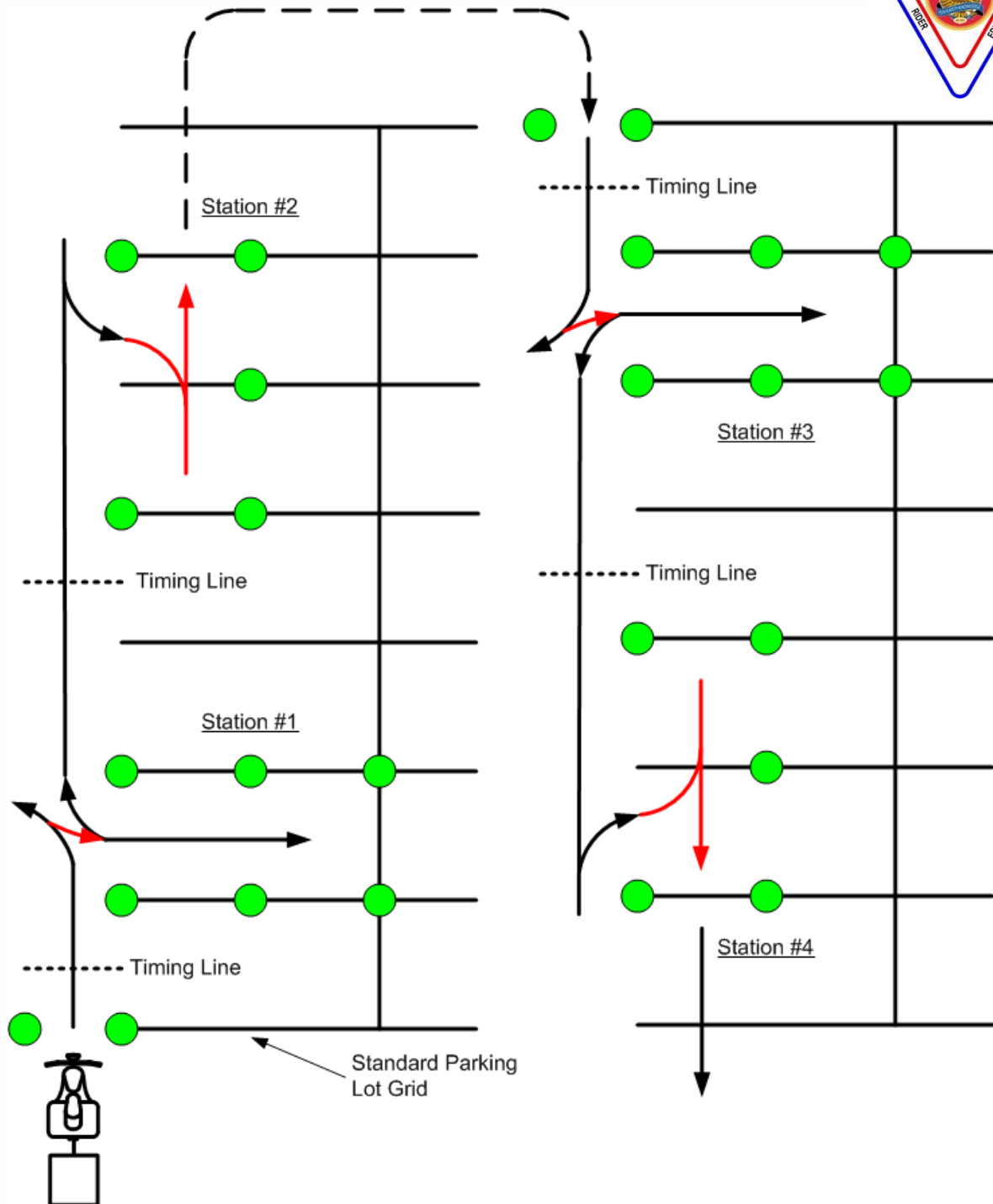
Upon signal from the course personnel, begin your run to station #2 again raising your right arm when finished. When signaled to do so, ride to the end of the course and repeat the process for Station #3 and #4.


Point values – low score wins

Points

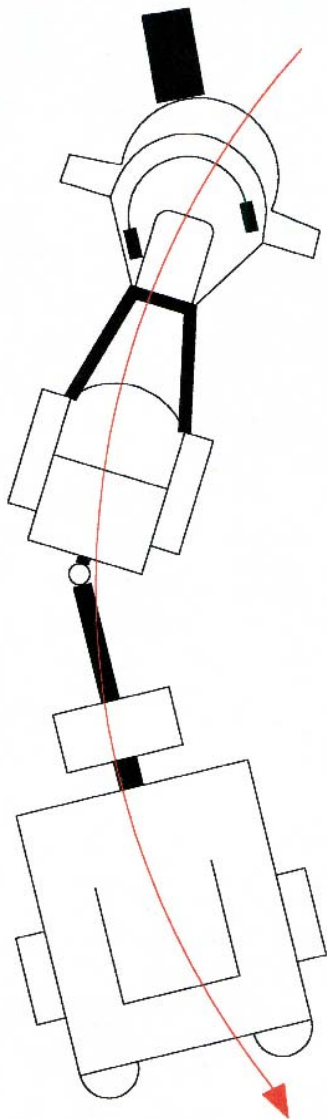
Hits cone .....	5 points each time
Crosses boundary line (line outside line of cones).....	5 points each wheel
Uses extra space beyond standard box (20 feet).....	1 point for each foot
Pulls forward to adjust position.....	3 points each time
Fails to smile.....	1/2 point for each warning

GWRRA Motorcycle/Trike/Sidecar with Trailer Games Layout...



<b>GWRRA</b> Motorcycle/Trike/Sidecar with Trailer Games Scoring Sheet  	Participants Names																				
		<b>Station 1</b>																			
		Hits Cone(s)(x 5 points each)																			
		Crosses boundary line x 5 points each tire																			
		Moves forward # times x 3 points																			
		Extra space x 1 point/foot																			
		Fail to smile during mistake x ½ point/warning																			
		Time to complete																			
		<b>Station 2</b>																			
		Hits Cone(s)(x 5 points each)																			
Crosses boundary line x 5 points each tire																					
Moves forward # times x 3 points																					
Extra space x 1 point/foot																					
Fail to smile during mistake x ½ point/warning																					
Time to complete																					
<b>Station 3</b>																					
Hits Cone(s)(x 5 points each)																					
Crosses boundary line x 5 points each tire																					
Moves forward # times x 3 points																					
Extra space x 1 point/foot																					
Fail to smile during mistake x ½ point/warning																					
Time to complete																					
<b>Station 4</b>																					
Hits Cone(s)(x 5 points each)																					
Crosses boundary line x 5 points each tire																					
Moves forward # times x 3 points																					
Extra space x 1 point/foot																					
Fail to smile during mistake x ½ point/warning																					
Time to complete																					
<b>Totals</b>																					
Total Points																					
Total Time																					

## GWRRRA Motorcycle/Trike/Sidecar with Trailer Games Helpful Tip...



### Backing Up

When backing, push right and the trailer will go right. Push harder to begin the turn, then match the angle of the front wheel with the desired angle of the trailer. Too much push can jackknife the trailer and require the rider to pull forward to straighten.



# GOLD WING ROAD RIDERS ASSOCIATION



## RIDER EDUCATION PROGRAM Field Event Games Waiver

### Agreement and Release of Liability

I, \_\_\_\_\_ (Print Name)

**HEREBY ACKNOWLEDGE:** that I have voluntarily applied to the Gold Wing Road Riders Association (hereinafter referred to as GWRRA), for participation in motorcycle/Trike/Sidecar Rig, Field Event Games riding at:

**Location:** \_\_\_\_\_  
**Type of Course:** Field Event Games

**I AM AWARE THAT MOTORCYCLE/TRIKE/SIDECAR RIG, RIDING IS HAZARDOUS ACTIVITIES AND I AM VOLUNTARILY PARTICIPATING IN THIS ACTIVITY WITH THE KNOWLEDGE OF THE DANGER INVOLVED AND HEREBY AGREE TO ACCEPT ANY AND ALL RISKS OF PERSONAL INJURY, PROPERTY DAMAGE OR DEATH.**

**Please Initial Here:** \_\_\_\_\_

**AS LAWFUL CONSIDERATION,** for being permitted by GWRRA, to participate in these activities and use the facilities at:

**Location:** \_\_\_\_\_ ,

I hereby agree that I, my heirs, distributees, guardians, legal representatives and assigns will not make a claim against, sue, attach the property of or prosecute GWRRA, or one of its affiliated organizations, employees, agents, officers, directors, shareholders, owners, successors, or assigns, or participants for injury, damages or death resulting from the negligence or other actions or inactions, howsoever caused by any of the above named or the facility where this activity is held, as a result of my participation in motorcycle/Trike/Sidecar Rig activities. In addition, I hereby release and discharge GWRRA, and its affiliated organizations, employees, agents, officers, directors, shareholders, successors or assigns, and participants from all actions, claims or demands, I, my heirs, distributees, guardians, legal representatives, successors or assigns, now have or hereafter have for injury, property damage or death resulting from my participation in motorcycle/Trike/Sidecar Rig activities.

**I HAVE CAREFULLY READ THIS AGREEMENT AND FULLY UNDERSTAND ITS CONTENTS. I AM AWARE THAT THIS IS A RELEASE OF LIABILITY AND CONTRACT BETWEEN MYSELF AND GWRRA AND /OR ITS AFFILIATED ORGANIZATIONS, EMPLOYEES, AGENTS, OFFICERS, OWNERS, DIRECTORS, SHAREHOLDERS, SUCCESSORS OR ASSIGNS, AND SIGN IT OF MY OWN FREE WILL.**

**Dated:** \_\_\_\_\_

**Dated:** \_\_\_\_\_

**Witness:** \_\_\_\_\_  
Signature

**Participant:** \_\_\_\_\_  
Signature

\_\_\_\_\_  
Print Name

\_\_\_\_\_  
Print Name



# GOLD WING ROAD RIDERS ASSOCIATION



## RIDER EDUCATION PROGRAM Field Event Games Accident/Incident Report

**Officer note:** Complete this report for each accident/incident occurring during your event regardless of the severity of injury or damage. Apply similar standards to those set by MSF, GWRRA RCICP, and/or the convening Motorcycle Safety Administration in your local area.

Field Event Games Site: \_\_\_\_\_ Date: \_\_\_\_\_ Time: \_\_\_\_\_

Rider Name: \_\_\_\_\_ Phone Number: \_\_\_\_\_

Address: \_\_\_\_\_

Male  Female Age: \_\_\_\_\_ GWRRA Member Number: \_\_\_\_\_

Co-Rider Name: (2-up only) \_\_\_\_\_

Note: Fill out a separate form if the Co-rider sustained injuries

### Range Specific Information

Course: Field Event Games Task being performed: \_\_\_\_\_

Course Location: \_\_\_\_\_ Injuries Sustained  Yes  No

Student  Accepted  Declined Medical attention

First aid administered?  No  Yes

### Emergency Personnel Information

Ambulance/emergency unit called?  No  Yes

ID of squad/service & destination of medical facility to which student was transported:

Police report?  No  Yes If yes what is the Case # \_\_\_\_\_

### Accident/Incident Description

License # of damaged motorcycle \_\_\_\_\_ Make, Model, Year \_\_\_\_\_

Describe damage to motorcycle: \_\_\_\_\_

Coordinator description of accident/incident - \_\_\_\_\_

Participant description of accident/incident - \_\_\_\_\_

Event GWRRA Officer Name: \_\_\_\_\_

Officer: \_\_\_\_\_ Signature Participant: \_\_\_\_\_ Signature



# GOLD WING ROAD RIDERS ASSOCIATION



## RIDER EDUCATION PROGRAM EMERGENCY NOTIFICATION DATA SHEET

This form is used for the Field Event Games coordinator to be able to contact an offsite member of your family in the case of an emergency.

Type of Course: Field Event Games

Date: \_\_/\_\_/\_\_

Location: \_\_\_\_\_

Event: (Rally, Region/District/Chapter Event, etc.) \_\_\_\_\_

Your Name	Contact Person	Telephone Number	Relationship
1			
2			
3			
4			
5			
6			
7			
8			
9			
10			
11			
12			
13			
14			
15			
13			
14			
15			
16			
17			
18			
19			
20			